




NJGPA & ACCESS Assessments

July 15, 2025





New Jersey Graduation Proficiency Assessment (NJGPA)

- First administered in March 2022 - Field Test
 - Scale from 650-850 with “cut” score of 725 to indicate “Graduation Ready”
 - Assesses proficiency in:
 - Grade 10 Language Arts standards
 - Algebra I and Geometry standards
 - Most recent administration March 2025 - used as First Pathway in New Jersey High School Graduation Assessment Requirement
- 

NJGPA March 2023 - 25

Grade 11	NJ March 2023 <i>(cut score 725)</i>	NJ March 2024 <i>(cut score 725)</i>	NJ March 2025 <i>(cut score 725)</i>	LPS March 2023 <i>(cut score 725)</i>	LPS March 2024 <i>(cut score 725)</i>	LPS March 2025 <i>(cut score 725)</i>
ELA	80.5%	81.6%	80.7%	92.9%	95.3%	96.6%
Math	55.0%	54.7%	58%	81.0%	85.9%	87.4%



Two Year NJGPA District Total Data Comparison by Subgroups

	ELA - 2023	ELA - 2024	ELA- 2025	Math - 2023	Math - 2024	Math - 2025
State Total Population	98,329	104,084	102,406	99,012	104,811	102,910
District Total Population	496	532	522	495	532	522
Economically Disadvantaged - Yes	*	*	*	*	*	*
Economically Disadvantaged - No	93.2%	95.4%	96.5%	81.5%	86.3%	87.8%
IEP - Yes	74.4%	78.0%	82.8%	41.5%	53.8%	44.8%
IEP - No	96.6%	98.9%	99.3%	88.9%	92.5%	95.9%
504	95.9%	97.6%	97.7%	83.3%	92.7%	86.0%
ELL - Yes	*	*	*	*	*	*
ELL - No	93.1%	95.3%	96.5%	81.1%	85.9%	87.5%



ACCESS for ELLs

The ACCESS for ELLs tests the following skills:

- Oral Language (Listening & Speaking)
- Literacy (Reading & Writing)
- Comprehension (Reading & Listening)

Overall Score = 35% Reading + 35% Writing + 15% Listening + 15% Speaking

Years in District	Students Tested	% Students with score below 4.5	% Students with score of 4.5 & above
0-2	91	58%	42%
3-4	24	58%	42%

