






Let's Have Some FUN with Family Games!

Title	Description	Link/Resources	Follow-up/Activity
Animal Safari	Let's go on an animal safari in our own home.		Draw or print different animal shapes and have your child color them in. Hide them around the house for your child to find. Another idea can be to set up your stuffed animals around the house and bring your family on a tour as their tour guide showing them all the different animals
Build a Tent	Create a fun tent inside.		Create a tent inside using pillows, baskets, chairs, stools etc. String some lights inside of the tent to turn on at night!
Host your own Olympic event!	Just because the Olympics are cancelled this year, does not mean it cannot happen in your own backyard! Click on the link and go through the slideshow to help you plan!	At Home Olympics!	Send pictures and videos of your at home Olympics to your principal, teachers, or school counselor so we can share it with your friends!
Indoor and Outdoor Scavenger Hunt	Do both the indoor and outdoor scavenger hunt to see what you can find!	Indoor and Outdoor Scavenger Hunts!	After you find all of your items, create your own scavenger hunt for someone in your family to do!

Title	Description	Link/Resources	Follow-up/Activity
Karaoke	Karaoke in your home.		<p>Set up a home stage. Make a microphone from home materials. Play a song and take turns singing!</p>
Lego Color Hunt	Let's go on a unique hunt!		<p>Select 4 pieces of colored construction paper and then collect 10 Lego pieces that match each one (ie. 10 yellow Lego pieces for a yellow piece of paper). If you do not have colored paper, label a piece of printer paper. Now hide all of the Lego pieces in one room/area of your house and lay out the colored paper on a table or the floor nearby. Start the clock and have your kid(s) start hunting. Once they've found a Lego, they need to return it to the piece of paper that matches in color. See how long it takes them to find them all (tell them there's 10 of each color so they can count to see if they're missing any themselves), and then re-hide so they can try and get a lower time.</p>
Make a Commercial	Let's make a commercial for an item found in your home.		<p>With a parent or sibling, each person grabs an item from the house. Separate for 10 minutes and come back with a commercial for your product. Have someone record them all so you can go back and watch them another time.</p>
Potato Drop	Let's race a new way!	<p>Potato Game!</p>	<p>Set up a race: Place two bowls at a finish line. Mark a starting point about 15 feet away and give each child a potato to put between their knees. They'll race, carrying the potato between their knees, to see who can drop it into the bowl first, no hands allowed. If racers drop the potato, they must go back to the starting line.</p>

Title	Description	Link/Resources	Follow-up/Activity
Spin the Nail Polish	Let's play a new version of Spin the Bottle.		Grab a handful of nail polish colors and put them in a circle. Take a pencil or something to spin and whatever it lands on is the color nail polish you use.