



**Livingston  
High School**

# REPORT ON GRADUATES

Class of 2022



**January 17, 2023**

# Our Mission and Goal

- Focus on the **right fit**, the specific pathway, for each student's goals and aspirations and how our counselors can help each student get there
- Deliver an **individualized** post-secondary search and application process
- Using current national and individual college **data** as well as data and feedback from recent graduates & parents, alumni, and our current students to make updates and revisions

# The Right Fit

Class of 2022

A word cloud featuring various terms in different colors and sizes. The largest word is 'happiness' in blue. Other prominent words include 'affordable', 'right', and 'comfort'. Smaller words include 'home', 'rewarding', 'community', 'communication', 'fun', 'synergy', 'exciting', 'bonding', 'environment', 'stressless', 'belonging', 'kindness', 'intelligence', 'challenging', and 'evident'.

home rewarding affordable  
happiness right  
community evident  
communication fun synergy  
exciting bonding comfort  
environment belonging  
stressless kindness intelligence  
challenging

# The College Counselor at LHS

- **Data and feedback** from students and parents from last year, the department established the goals below:
  - NEW Alumni Workshop Series - [Started Spring 2022](#)
  - NEW Alumni Connections - Fall/Winter 2022
  - NEW Alumni Day - Coming Spring 2023
  - NEW Parent Program: The Post-Secondary Process for the First Time - Spring 2023
  - NEW [LHS Scholarship Website](#)

# The College Counselor at LHS

- More opportunities for individual meetings with easier booking access (Calendly)
- Continue to implement and assess **workshop series** based on student surveys
- Continued use of **Multimedia**:
  - [College Counseling Website](#)
  - [College of the Week Monthly Themes](#),
  - [College of the Week](#),
  - [Scholarship Spotlight](#),
  - [College article with podcast series](#)

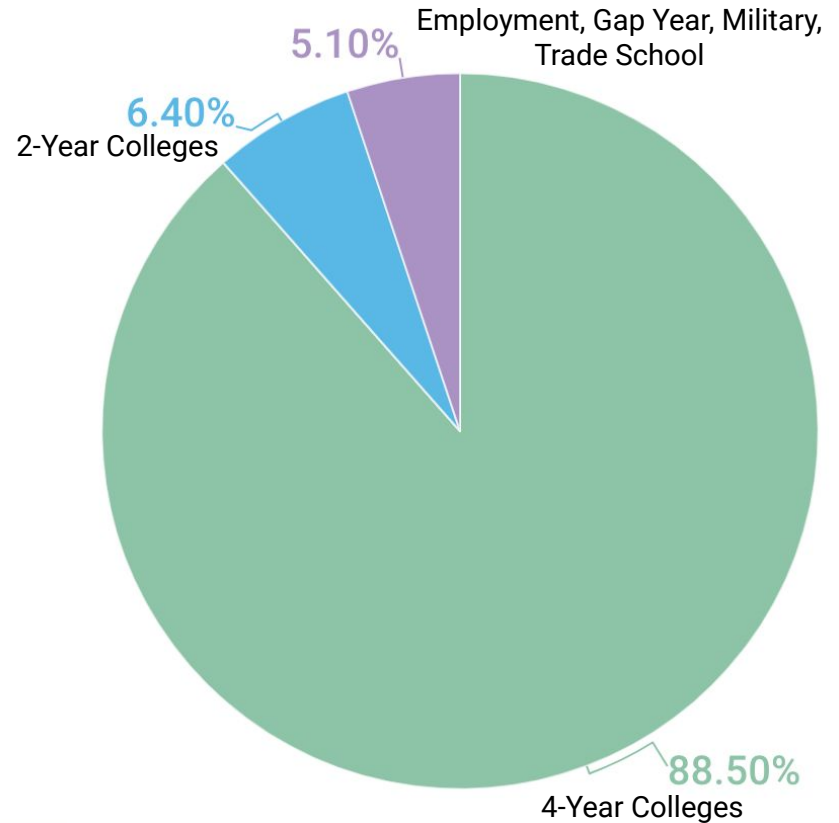


@livhs\_college

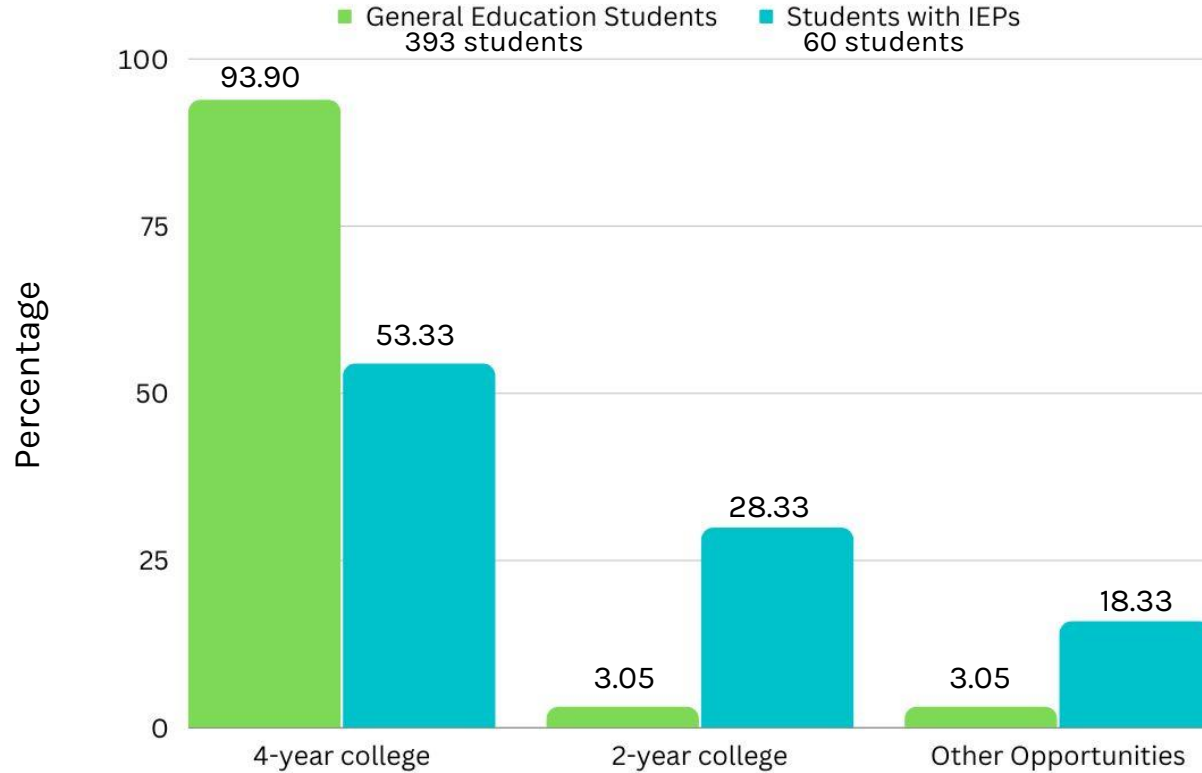
# LHS Class of 2022 Highlights!

453 Graduates

Submitted: 4,888 applications  
374 colleges/universities



# 2022 Post-Secondary Matriculation

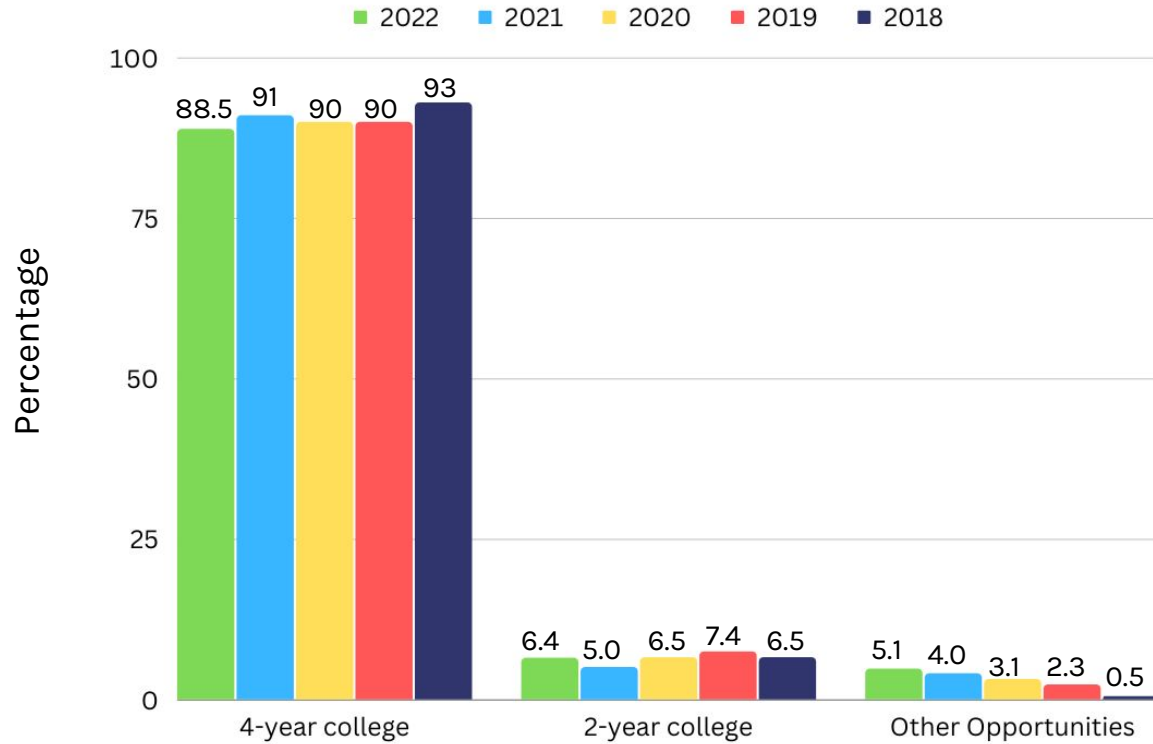


# Five Year Glance: Matriculation

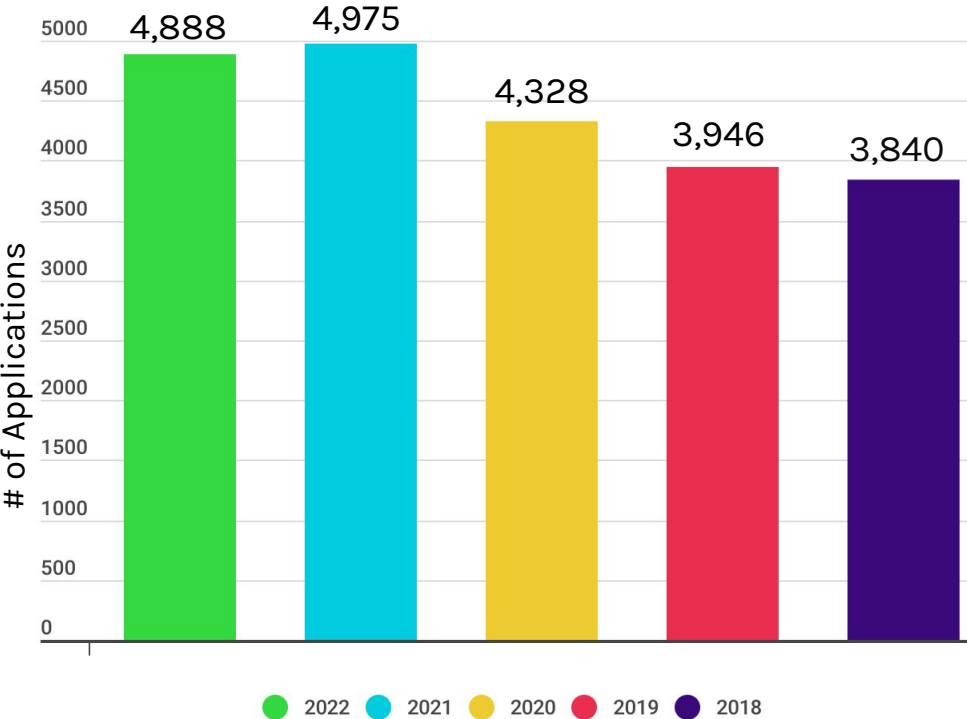
	2022	2021	2020	2019	2018
Class Size	453	464	444	444	474
# of Colleges	130	144	143	134	141
# of States	33	28	31	30	29



# Five Year Glance: Post-Secondary Matriculation

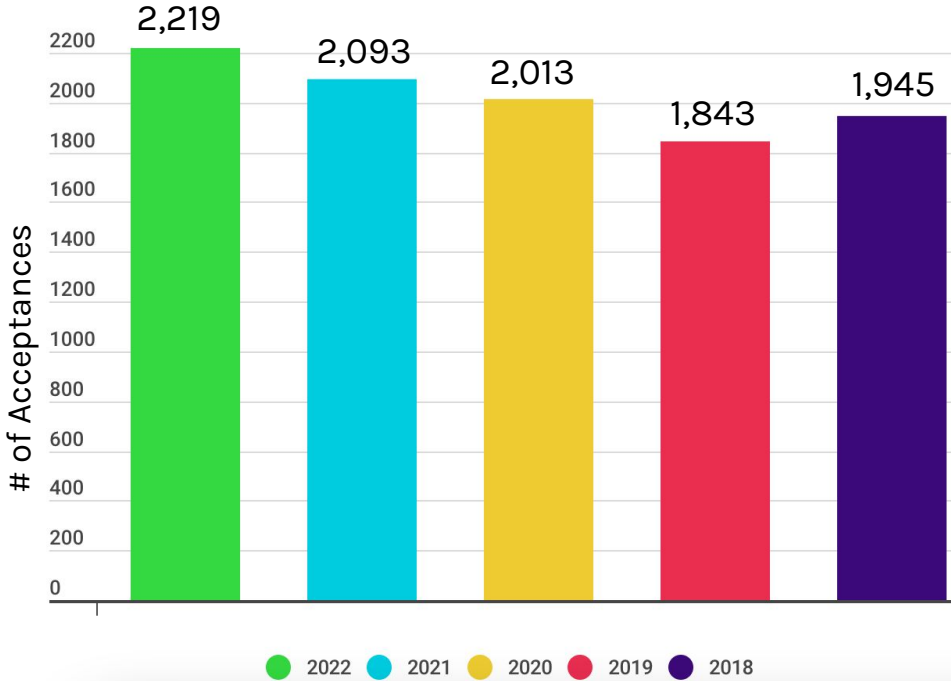


# Five Year Glance: Applications



	2022	2021	2020	2019	2018
Class Size	453	464	444	444	474
# of Colleges Applied To	374	413	391	343	362
# of Different States	41	44	41	37	36

# Five Year Glance: Acceptances



	2022	2021	2020	2019	2018
Class Size	453	464	444	444	474
# of Colleges	280	316	295	292	289
# of States	40	40	36	36	37

# Early Decision Application Data

## Class of 2022

Students who Applied Early Decision I and/or II = 128

	# of Applications (145)	# of Students Accepted (59)	% of Students Accepted (46.1%)
Early Decision I (applications)	111	47	42.3%
Early Decision II (applications)	34*	12	35.3%

\*16 students were not accepted Early Decision I and applied Early Decision II.

- Of those students, 7 were accepted to their Early Decision II institution.

# Other Application Types

## Class of 2022

4,888 applications were submitted  
Average number of applications per student: 10.7

Application Type	Early Action (REA, EAI, EAI)	Rolling	Priority	Regular Decision
Students who have applied	319	206	61	402
Total Applications	1,710	370	64	2,598

# College Admissions: Behind the Scenes

College A - Class of 2022	College A - Class of 2017
Number of LHS Applications: <b>150</b>	Number of LHS Applications: <b>111</b>
LHS Average GPA (acceptances): <b>4.17</b>	LHS Average GPA (acceptances): <b>3.90</b>
LHS Acceptances: <b>51 students/34%</b>	LHS Acceptances: <b>50 students/45%</b>
% of LHS Students Enrolled: <b>12%</b>	% of LHS Students Enrolled: <b>12%</b>

5 Year Average LHS Acceptance Rate: **45%**

# 4-Year College Matriculation Selectivity\* Trends

	2022	2021	2020	2019	2018
Most Selective	38.5%	41.5%	34.1%	41.0%	39.4%
Very Selective	42.3%	36.3%	39.1%	35.2%	36.4%
Selective	10.0%	14.1%	16.7%	18.9%	14.4%
Not ranked	9.2%	8.1%	10.1%	4.9%	9.8%

\*Selectivity data based on *Rugg's Recommendations: College Rankings & College Ratings*

# LHS Class of 2022 Highlights!

	Applied	Accepted	Attending
	<u>374</u> different institutions	<u>280</u> different institutions	<u>130</u> different institutions
<u>National Universities Rankings (Top 50)</u>	<u>47</u>	<u>39</u>	<u>31</u>
<u>Liberal Arts Colleges Rankings (Top 50)</u>	<u>35</u>	<u>12</u>	<u>7</u>
<u>Top Public Schools Rankings (Top 50)</u>	<u>48</u>	<u>46</u>	<u>34</u>

\*Rankings and categories based on *US News and World Report 2023 Best Colleges*



# Class of 2023 Snapshot

5,859 applications have been sent as of January 5, 2023.

Average number of applications per student: 10.5

Application Type	Early Decision I	Early Decision II	Early Action (REA, EAI, EAll)	Rolling	Priority	Regular Decision
Deadlines	Nov. 1 or 15	Dec./Jan.	Nov. 1 or 15/Dec. 1	Aug. →ongoing	Oct./ Nov.	Jan.
Decisions	Dec./Jan.	Feb./ Mar.	Dec.- Feb.	Ongoing	Dec./ Jan.	Mar./Apr.
Students who have applied	155	57	431	289	14	452
Total Applications	155	57	2,716	586	17	2,281

**LHS Instant Decision Day:** November 2022

36 students participated in our program this year, which yielded 75 acceptances!

# SAT/ACT Takeaways

## Taking Stock Presentation

- SAT and ACT data continues to allow us to benchmark scores against state and national student achievement data
  - Trend of exceeding the performance of both of these cohorts had continued in this challenging context.
- Number of students testing has decreased
  - State trend
  - Increase of colleges offering test optional admissions
- Multiple opportunities are provided to students to test at LHS in the fall and spring.

# SAT/ACT Testing Breakdown

2021-2022 School Year

	SAT Avg. Times Taken	SAT Range of Times Taken
All test-takers (484)	1.85	1-5*
11th Grade (337)	2.14	1-5*
12th Grade (131)	1.17	1-3
Accommodations (28)	1.43	1-3

	ACT Avg. Times Taken	ACT Range of Times Taken
All test-takers (216)	1.70	1-4
11th Grade (163)	1.85	1-4
12th Grade (47)	1.26	1-3
Accommodations (32)	1.56	1-4

\*One student took the SATs 7 times

# SAT/ACT Testing Breakdown

2021-2022 School Year

72 students (out of 700 individual test takers) took both the SAT and the ACT.

Total average of both tests taken = 3.56

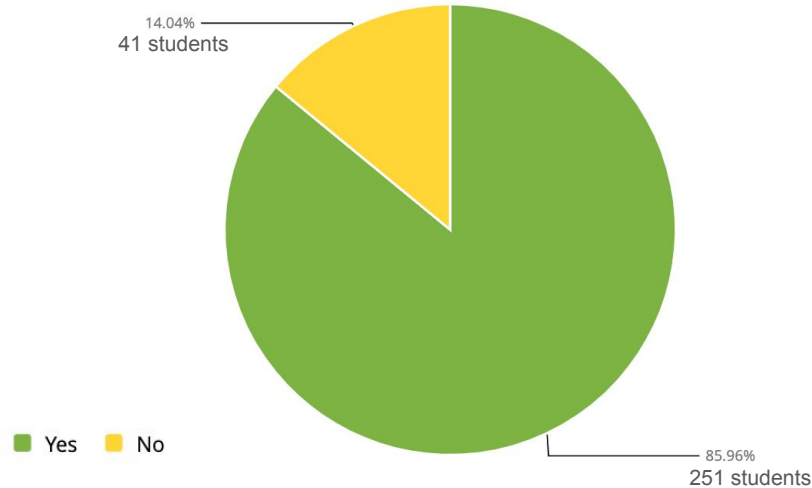
SAT Avg. = 2.08	ACT Avg. 1.47
SAT Accommodation Avg. = 1.56	ACT Accommodation Avg. = 1.11

# Connecting with Colleges

<b>Constant Communication between LHS &amp; College Representatives:</b>	<b>Feedback from College Representatives:</b>
LHS School Counselors and College Counselor speak with representatives at various times during the school year	We gain advice on how to better prepare our applicants and what the college is looking for
<ul style="list-style-type: none"><li>○ Conversations during the summer months, visits at LHS, College Panel, College Fair, after ED/EA decisions are released, after regular decisions are released, as questions arise</li></ul>	<ul style="list-style-type: none"><li>○ Including: types of math classes (Calculus vs. Statistics), test optional, demonstrated interest, etc.</li></ul>
Conferences and counselor professional development visits	Trusting the process and authenticity of student applications

# From Our Graduates & Alumni

The graph below shows graduate responses as to whether they are still enrolled at the same post-secondary program that they matriculated into when they graduated LHS:



- Graduates from 2020 and 2021 who transferred to another college/university reported their most common reasons for transferring to be:
  - Closer to home
  - Change major or program
- In response to this, we have added the following programs:
  - Alumni Series: Transition to College session, Alumni Mentor Program, Exploring Your College Major Workshop

# Graduate Feedback Highlights

## **Most valuable programs** and supports:

- Individual School Counselor and College Counselor meetings
- College Counseling workshops
- Naviance
- College Visits

## **Suggestions** for what could be more helpful:

- Still more opportunities to connect with a counselor individually
- Increasing publicity surrounding our programs and workshops

## **Advice** from our Graduates:

- “Have an open mind of where you want to go because there’s lots of different options on where you can go. Not everyone fits into college, and/or typical routes.”
- “Don’t stress yourself out too much; It won’t do you any good. Take breaks regularly so you won’t burn out too quickly or too often.”
- “Enjoy your 4 years here. It goes by fast.”

# Applying Skills in Post-Secondary Search Process

- Listened with intention
- Practiced self-reflection and self-advocacy
- Persisted in the face of adversity
- Communicated with clarity and purpose
- Modeled honesty, humility, and accountability
- Viewed challenges as opportunities
- Rebounded with zeal



# Our Takeaways

- Our students are focusing on their “right fit” pathway of where they will be most successful among their various post-secondary choices:
  - Choosing 2-year college over 4-year college;
  - Enrolling in a school that gave more financial aid or scholarship money;
  - Employment opportunities and initiative in pursuit of other opportunities
- Although counseling efforts continue focus on expanding the individual schools that students apply to based on factors for their “right fit,” students are limiting themselves by applying to the same set of “popular” colleges

# Goals for Enhancing our Post-Secondary Planning and Supports to Students

- Students are supported and challenged to **lead** their post-secondary process. This is an essential aspect of their journey. Strengthening these skills are important factors in our procedures that ultimately support our students' success in their life after LHS.
- **Continue** the great work we are already doing: workshop series, alumni series, parent programming, our post-secondary websites and resources, social media posts and sending communications to students and parents.
- Expand our summer series to include **more** opportunities for individual college counseling meetings, based on feedback from Class of 2022 graduates.
- **Expand** alumni sessions to include topics such as “Exploring Your College Major” workshops.
- Continue to examine and implement **feedback** from our parent and student graduate survey responses.