



Livingston Public Schools

Enrollment Trends

**Board of Education and Town Council on
September 6, 2023**

Empowering all to learn, create, contribute, and grow.

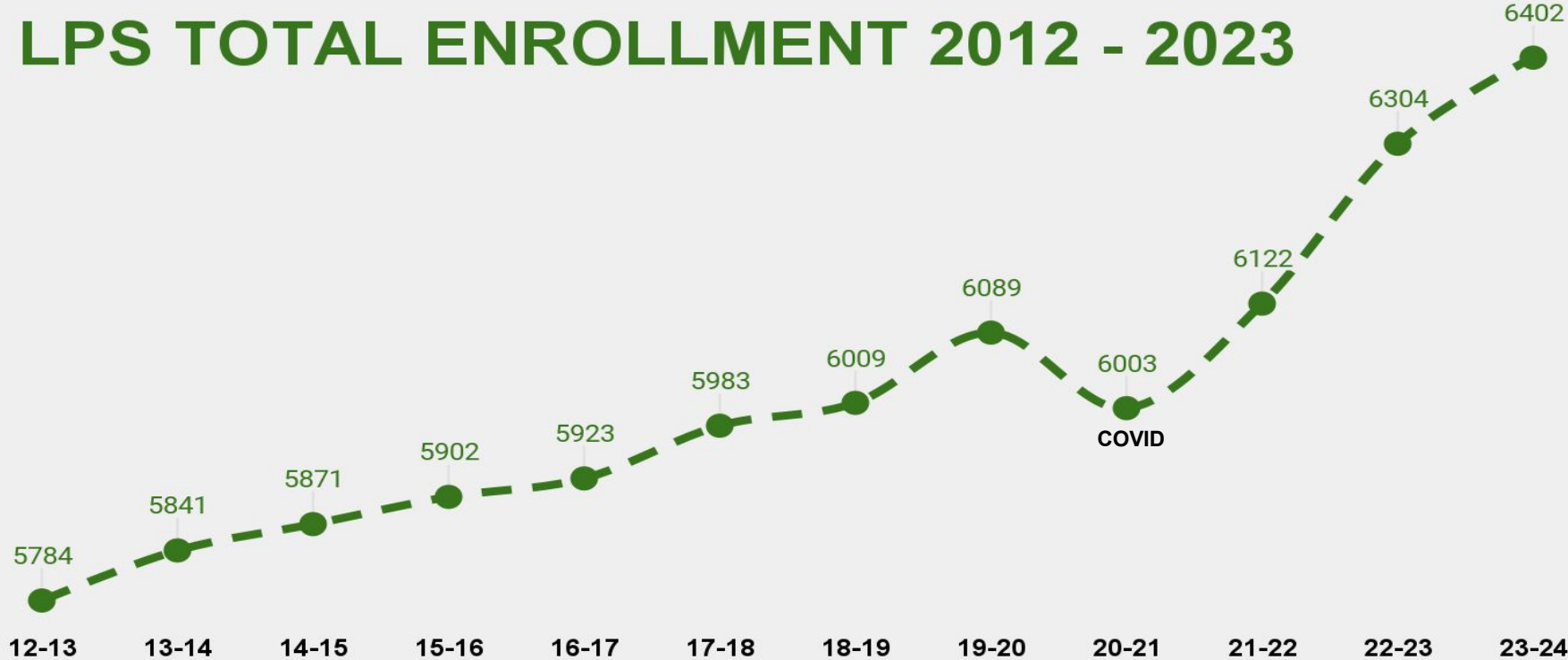


Livingston Public Schools

Class Size Guidelines

Kindergarten - Grade 2:	22
Grade 3 - Grade 5:	25
Grade 6 - Grade 12:	25

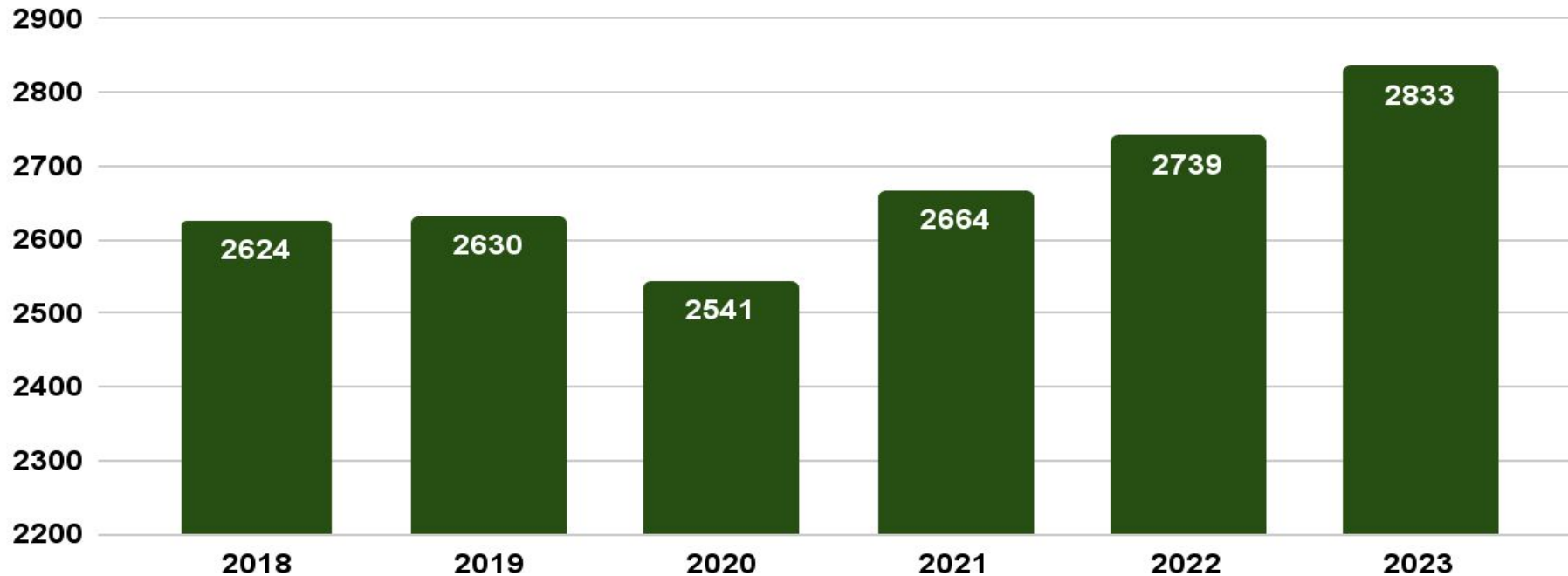
LPS TOTAL ENROLLMENT 2012 - 2023





Livingston Public Schools

Elementary/Pre-K Enrollment 2018-2023





Livingston Public Schools

Section Enrollment

GUIDELINES: Pre-K to Grade 2 = 22 Students / Grades 3 to 5 = 25 Students

Grade	# of Sections Over by One	# of Total Sections
K	3	21
1	3	19
2	1	23
3	0	19
4	2	20
5	1	22
TOTAL	10	124

**** TWO ADDITIONAL PRE-K SECTIONS HAVE BEEN ADDED AT BHE DUE TO INCREASING ENROLLMENT.**



Livingston Public Schools

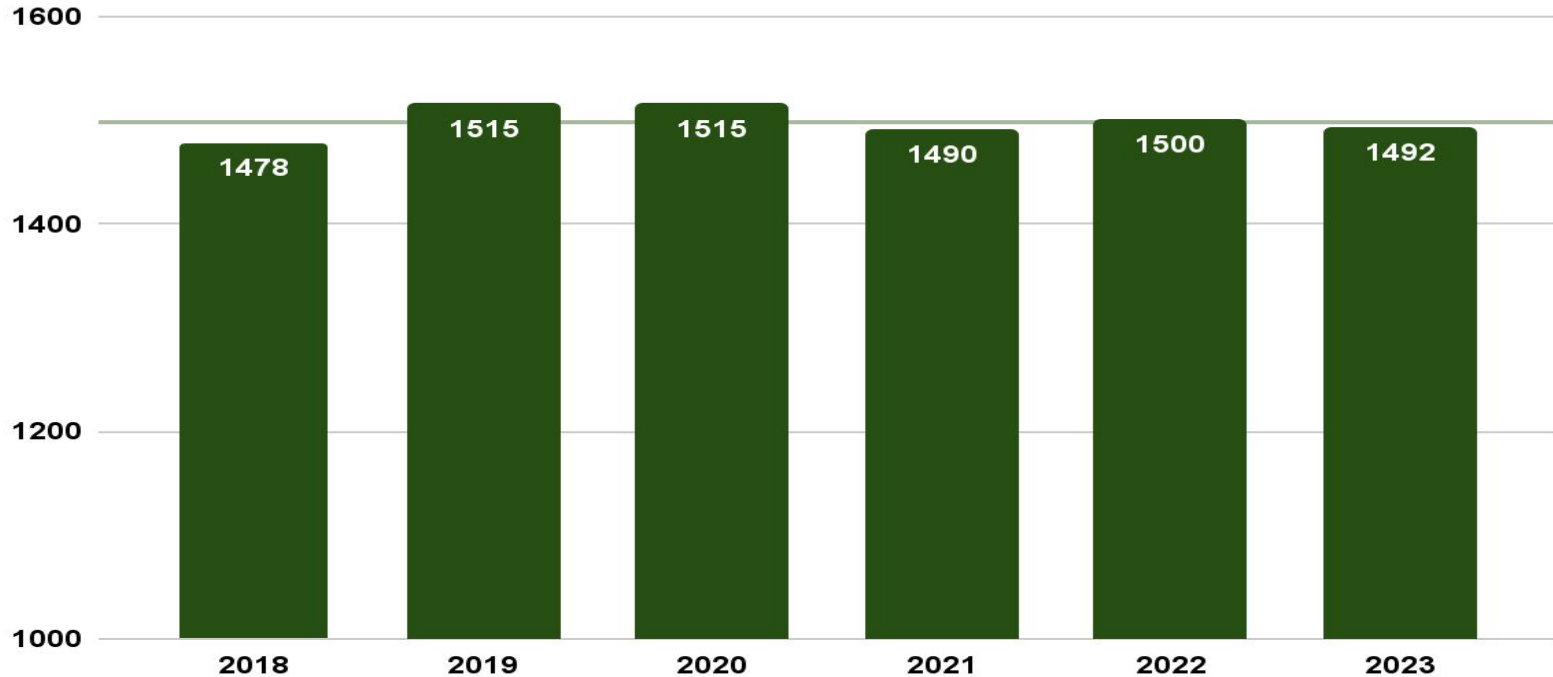
Enrollment Trends - Class Size - Elementary 2022-23

	K	1	2	3	4	5
9/1/22 Average Class Size	21.1	21.2	21.5	21.6	21.7	21.6
1/4/23 Average Class Size	21.8	21.7	22	22.2	22.2	22
9/1/23 Average Class Size	20.7	20.6	20.9	23.1	23.1	22.9
# of Sections Over Guidelines - 2022-2023 / 2023-2024	3/3	5/3	3/2	0/0	0/2	0/2
# Sections at or Over Guidelines - 2022-2023 / 2023-2024	12/6	14/5	15/5	6/4	5/4	5/4
Total Sections 2022-2023 / 2023-2024	17/21	21/19	19/23	20/19	22/20	22/22



Livingston Public Schools

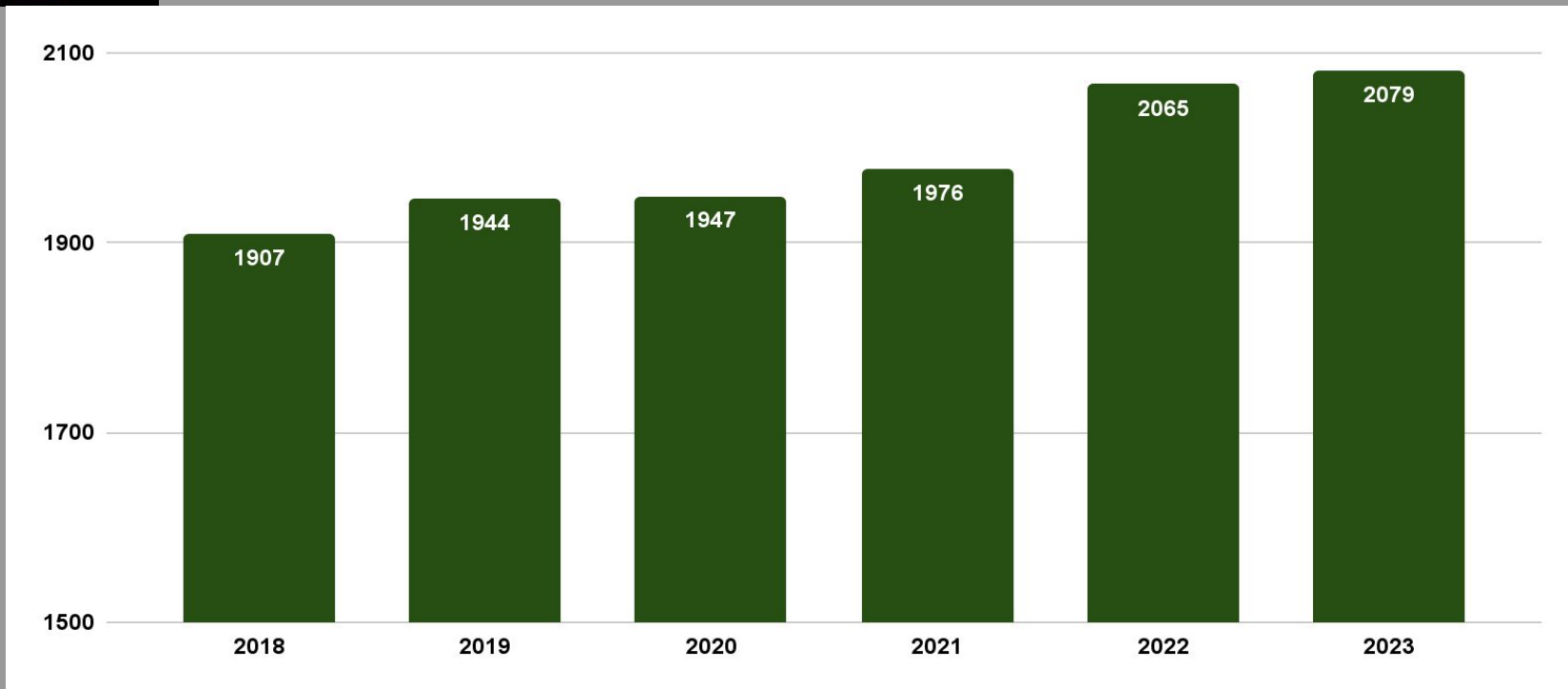
Middle School Enrollment 2018-2023





Livingston Public Schools

High School Enrollment 2018-2023





Livingston Public Schools

Steps Taken to Ensure Sufficient Space

- **Reconfiguration of spaces at Hillside and Burnet Hill.**
- **Addition of Annex Facilities at Hillside and Burnet Hill.**
- **“Soft bordering” of students to balance class sizes.**
- **Reconfiguration of space at Livingston High School.**
- **Optional off-campus lunch for juniors and seniors at Livingston High School.**